

How to use the Jisc Digital Discovery Tool

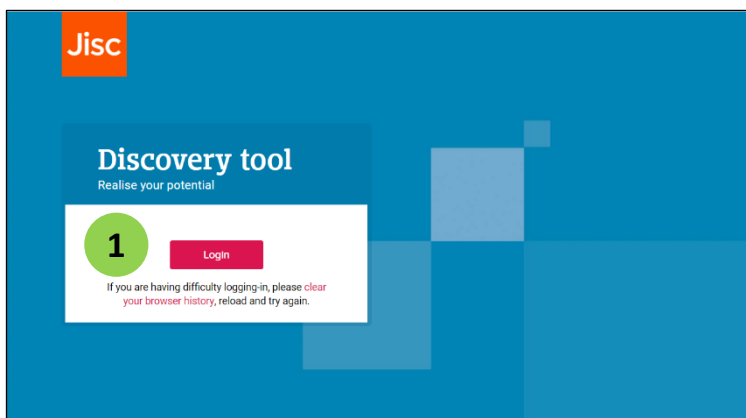
Birmingham City University feel that to be digitally literate is hugely important in the modern world.

This tool will help you discover your own level of Digital Literacy, and help you plan your own development in this area. It will facilitate self-reflection on your skills, add value to your learning, teaching or research activities. It will help enhance your academic achievement, employability and career development.

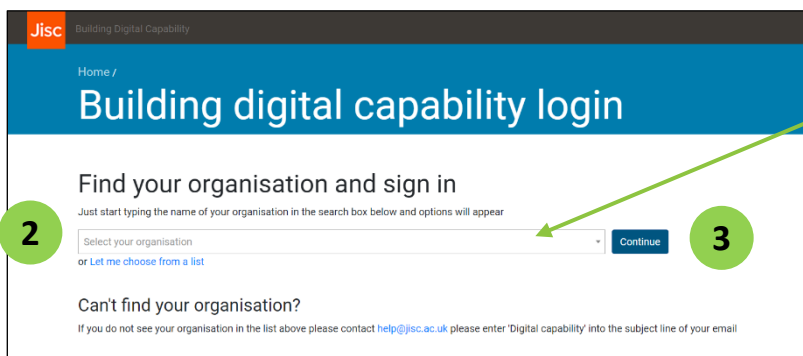
To access the JISC Discovery tool, go to the following web page:

<https://jisc.potential.ly/>

It is recommended you use **Google Chrome** as your browser.



1. Select the **Login** button.

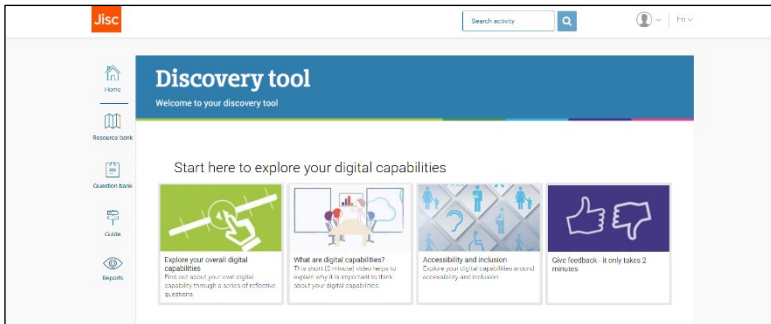


2. Type **Birmingham City University** in the blank field or choose from the drop-down list.
3. Select **Continue**.

Please note: You may be asked to authenticate using MFA (Multi Factor Authentication), so please ensure you have registered for MFA beforehand.



4. Fill in the form with your details and submit the form.

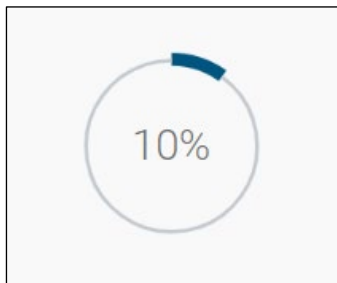


You have now created your account and the tool should open.

There are several options for you to choose from. Descriptions are available of what each section does.



Once you start the assessment, you can save and exit at any point, meaning you can return to complete it later.



As you move through the assessment, there will be a progress indicator in the top left of the window.



Digital proficiency (1 of 2)

These are some of the things that confident digital users might do. Which can you do?

Choose any or all that apply to you

Download and install software updates regularly	Read independent reviews of digital tools
Compare the functions of similar applications	Find shortcuts and work-arounds in digital systems
Consider open alternatives to standard software	Save files in different formats
Try new features when software is updated	Resolve basic technical issues for myself (e.g. headset not working, difficulties logging in to a service)

None of these

Previous
Next

The questions ask you to choose from a range of statements. Choose all that apply.

How confident are you in knowing how accessibility could affect your digital work practices?

Move the pointer to show how confident you feel

Not at all confident Completely confident

Some questions ask you to grade your own confidence using a slider.

Once you have completed the questions, you will be given a Digital Capability Report.

This will rate your capabilities, and give you advice and guidance on how you can improve your skills.



You can download a copy of the report to your device using this button.




Digital Proficiency

- Digital Productivity
- Information Literacy
- Media Literacy
- Data Literacy
- Digital Communication
- Digital Collaboration
- Digital Participation
- Digital Creation
- Problem Solving
- Digital Innovation
- Digital Learning
- Digital Teaching
- Digital Identity Management
- Digital Wellbeing


Scroll down the page to view more detail about each of the categories.

You can also earn Digital Badges from completing the process. (This is found at the bottom of your report.)






Digital Badge - Accessibility and Inclusion
jisc.digitalskills.ac.uk

Click on the icon/image on the left to claim your digital badge for completing this question set. (This will open in a new window.)



You can view your report at a later stage, if you wish, via the Reports button on the home page. This will open a window to enable access your reports.

Explore your digital capabilities report(s)  

Report title and description	Date completed
 <p>Explore your overall digital capabilities. Find out about your own digital capability through a series of reflective questions.</p>	August 06, 2021 View report Re-take