



BIRMINGHAM CITY
University

THE ULTIMATE CHECKLIST

for starting university



EXCITED TO BE STARTING UNIVERSITY THIS SEPTEMBER, BUT NOT ENTIRELY SURE WHAT YOU NEED? YOU'RE NOT ALONE!

We have put together the ultimate checklist to help give you the best possible start to your university journey.

TOP TIPS...



Our student Effie says *"pay attention to what you're always using at home to help you decide what you need to take with you."*



Be organised. Don't leave everything until the last minute as you'll forget things/panic buy.



Use and adapt our list to decide what you can realistically fit in your transport. Take the essentials on the day and then have a 'post-move' shop for the rest.









Scan/take photos of all your important documents and email them to yourself, so you can access them if something is lost or damaged.



Try to communicate with your new flatmates beforehand and share out purchasing communal items.

YOUR ULTIMATE CHECKLIST...

#IAMBCU

 birminghamcityuniversity
 birminghamcityuni
 myBCU
 myBCU
 myBCU
 birminghamcityuni

IMPORTANT DOCUMENTS

- ID – a driving license or passport
- University documents including your acceptance letter
- Student finance documents
- Accommodation documents
- Your course acceptance letter
- Your bank details and bank card
- Passport photos (always handy)
- National Insurance card

ELECTRICAL

- Phone and charger
- Headphones
- Speaker (optional)
- Hair dryer and styling tools if you use them
- Laptop/computer. If you don't own one you should have access to plenty at uni
- External hard drive, to back up your work!
- Ethernet cable and WiFi router. Check with your accommodation to see if you need these.
- TV. Check with your accommodation first as they may already have one
- An extension lead

BEDROOM

Make sure you check the size of your bed before you move in!

- Pillows
- Bed sheets
- Two sets of bedding
- Quilt
- Extra blanket
- Stuffed toy (optional)
- Bin
- Hot water bottle
- Door stop

LAUNDRY

Pack the essentials. The rest can wait.

- Laundry basket/bag
- Clothes horse
- Coat hangers
- Iron and ironing board (optional)

BATHROOM

- Towels
- Toilet roll
- Toothbrush and toothpaste
- Nail clippers
- Razor
- Bin
- Shower gel
- First aid supplies: plasters, antiseptic cream, painkillers etc
- Shower caddy

KITCHEN

See if you can discuss with your flatmates before you move in so you can share out buying kitchen utensils

- Bowls and plates
- Cutlery
- Mugs and glasses
- Tupperware
- Bottle opener
- Tin opener
- Saucepan
- Wok
- Cooking knives
- Frying pan
- Oven gloves
- Tea towels
- Vegetable peeler
- Cheese grater
- Sponges
- Washing up brush
- Baking tray

CLOTHING

It's a given that you'll pack clothes but here a few ideas to make sure you're prepared for all occasions, going out and job interviews.

- Seasonal clothing (hats, gloves, scarves, sunglasses)
- Swimwear
- Raincoat
- Winter boots
- Flip-flops
- Everyday clothing and shoes
- Going out clothing and shoes
- Formal clothing and shoes
- Smart-casual clothing
- Nightwear
- Sports clothes or equipment
- Costumes for fancy dress

STATIONERY

This can vary depending on what you're studying, but these are the basics:

- Pens and pencils
- Ruler
- Stapler
- Rubber
- Sharpener
- Pencil case
- Post-it notes
- Highlighters
- Notebook
- Bulldog clips
- Scissors

MISCELLANEOUS

These might seem random but are actually really helpful

- Blu tac or sticky pads that won't mark the walls
- Playing cards
- Batteries
- Umbrella
- A torch
- Change for the washing machines or transport

THE LITTLE THINGS

These aren't essential but will help you to make your new place feel like home!

- Photos of friends and family
- Decorative cushions or blankets
- Fairy lights
- Full length mirror
- Bulletin/notice board

DON'T FORGET...

- Bank accounts – make sure you have all the necessary accounts set up so you aren't caught short of money
- If you're moving, make sure you register with a GP, so your details can be transferred
- Insurance for all of your valuables because we all know how soul destroying it is when something breaks or is lost!
- If you're commuting to uni, figure out the best travel options. See if you can get any discount on travel or find the cheapest parking spots.